

## Directions to RICOH Future House



RICOH Future House is located in Ebina, Kanagawa only 5 minutes walk from the West Exit of Ebina Station (Sotetsu Line and Odakyu Line).

Now, we will introduce you the directions to RICOH Future House from stations.

Check the following line you use.

### ▼table of contents

[1. from Sotetsu Line](#)

[2. from Odakyu Line](#)


[3. from JR Sagami Line](#)

## 1. from Sotetsu Line


First, exit from the gate of Sotetsu Line (there is only 1 gate) .



You can find an escalator in front of you, and go upstairs.



Then, you can find the central gate of Odakyu Line on your right, turn right at the corner and turn left at the corner of convenience store. \*go to the direction to JR Sagami Line.



Continue to [2. from Odakyu Line](#)




## 2. from Odakyu Line

You can easily access to RICOH Future House from the west gate of Odakyu Line.



After you exit from the gate, turn left and walk about 3 minutes.



This is the free passage of west exit. There is a moving walk way, so you don't feel stress even if you have heavy baggage.



After a short walk, you can see “Lalaport Ebina” on your right side, and JR Sagami Line Station on your left side.



Continue to [3.from JR Sagami Line](#)

### 3. From JR Sagami Line

This is the entrance of JR Sagami Line.



Then you can find an escalator in front of you. Don't go down but turn left and walk till the end of the free passage.







You will find RICOH Future House on your right side. You are almost there!



Go down the stairs at the end of passage, so you can see a big building signed RICOH. (It is the biggest R&D base of RICOH Co.,Ltd)



After going downstairs, there is a post office, a convenience store, a branch of bank of Yokohama, and some restaurants.



The glass walled building is “RICOH Future House”.





Finally, you've arrived at RICOH Future House! If you have any trouble finding our space, please feel free to contact us.

---

## ROLE Information

■one-time use : ¥500/h, ¥1,500/day～

■monthly use : ¥5,000/month～

■opening hours : (Weekday) 9:00～21:00, (Holiday) 10:00～19:00